

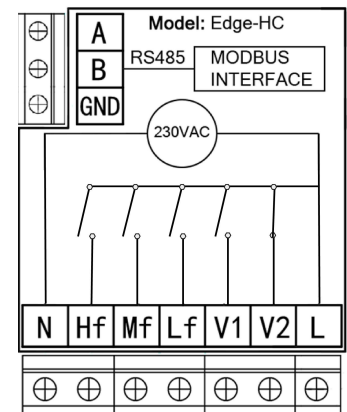
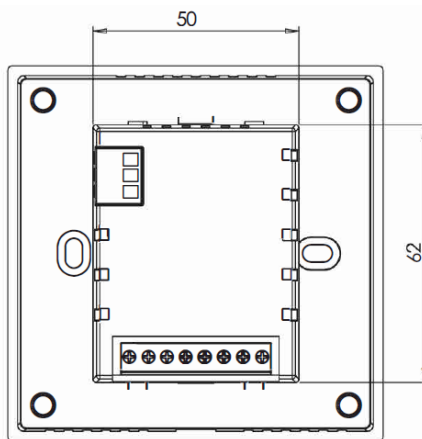
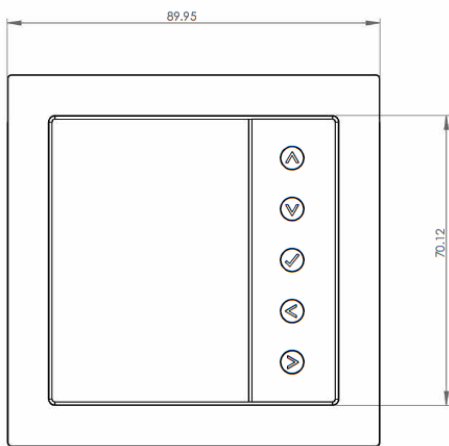


Set Heat Temperature Range	5-35°C, 41-95°F	Frost Protection (7°C - 17°C)	Y
Set Cool Temperature Range	18-35°C, 64-95°F	Daylight Saving Time (DST)	Y
Cool White Back Lit Screen	Y	°C / °F Option	Y
Non-Programmable Mode	Y	Built In Air Sensor	Y
5/2 Day Programming Mode	Y	Remote Air Sensing Mode (Wireless)	Y
7 Day Programming Mode	Y	Floor Sensing Mode (Wired)	N
24 Hour Mode	Y	Remote Probe Included	N
Number of Heating Levels	4 or 6	Floor Temp Limit Protection	N
Advance Function	N	Cooling	Y
Optimum Start	Y	Max Switching Current	3A
Holiday Function	Y	Modbus (Maximum 32 devices)	Y
Keylock Function	Y	Accuracy +/-	1°C
Temperature Hold Function	Y	Adjustable Switching Differential	0.5°C - 3°C
Temperature Override	Y	Supply	230V AC
Temperature Override Limit	Y	Installed Dimensions	90x90x14mm (L,H,D)
Output Delay	Y	Weight	161g

Feature Table

FEATURE	DESCRIPTION	SETTING	FEATURE	DESCRIPTION	SETTING
TYPE	System Type	01 = 2 Pipe System, Selectable Heat or Cool only. 02 = 2 Pipe System, Cool only. 03 = 2 Pipe System Heat & Cool (fans for Cool only). 04 = 4 Pipe System Heat, Cool & Auto. 05 = 2 Pipe System Cooling & 2 Stage Heating.	06	Deadband	2°C (3°F) (Default) 3°C (5°F) 4°C (7°F) 5°C (9°F) 6°C (11°F) 7°C (13°F) 8°C (15°F) 9°C (17°F) 10°C (19°F)
A	Viewing Accessory	Information only	07	Optimum Start	00 = Disabled (Default) 01 = 1 Hour 02 = 2 Hours 03 = 3 Hours 04 = 4 Hours 05 = 5 Hours
P	Pairing Accessories	Commences countdown from 99 - 00 seconds.	08	Rate of Change	Minutes to raise by 1°C
01	Temperature Format	00 = °C, 01 = °F (00 = Default)	09	Program Mode	00 = Weekday/Weekend (Default), 01 = 7 Day Programming, 02 = 24 Hour Mode, 03 = Non- Programmable.
Menu			10	(DST) Daylight Saving	00 = Disabled (Default) 01 = Enabled
Entry Point			11	Communications ID (Modbus)	01-32, 00 = Disabled
02	Switching Differential	00 = 0.5°C, 01 = 1.0°C (Default) 02 = 2.0°C, 03 = 3.0°C	12	Program Type	00 = 4 Comfort Levels (Default) 01 = 6 Comfort Levels
03	Output Delay	00 - 15 Minutes (00 = Default)	13	Constant Fan	00 = Off (Default) 01 = On
04	Up/Down Temperature Limit	00° - 10°C (00° = Default)	14	Cool Air Proof	00 = Disabled (Default) 05, 10, 15, 30, 60, 90 seconds
05	Sensor Selection	00 = Built in Sensor with optional Remote Air (Default) 01 = Remoter Air Only			

Product Dimensions (mm) & Wiring Specification



Note: Fits standard 35mm depth back box

